

# RESPONDER LP

RESPONDER LP




R2LPHPB with Linear-LED® Modules and aluminium base

A low profile mini lightbar that provides all the high performance LED warning and signalling benefits, in a smaller size that fits all your special applications. Available in permanent, magnetic/vacuum or quick release mounting configurations.



R1LPPA with Conical modules and polycarbonate base

Super-LED modules in a rugged aluminium or polycarbonate base are built to take long hours in the roughest of conditions. They're road tested, vibration and moisture resistant and use a much lower current than other warning lights.



R1LP Series polycarbonate base, CON3 modules



R2LP Series extruded aluminium base, Linear-LED modules

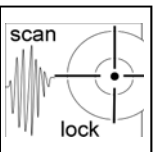
- Choose from R1LP Series with Conical modules or R2LP Series with Linear-LED® modules.
- Built-in electronic flasher with 46 Scan-Lock™ flash patterns including 4 simulated rotating patterns.
- Six Super-LED modules
- Polycarbonate dome with smooth exterior will not gather dirt and dust.
- New dual switch cigar plug allows pattern selection in magnetic and magnetic-suction mount models.
- R1LP models: 3.0 amp draw peak, 1.2 amp draw average.
- R2LP models: 6.0 amp draw peak, 2.4 amp draw average.

10-16  
VDC



**WARNING:**  
The use of any magnetic or magnetic/suction mounted warning beacon on the vehicle while in motion, is at the discretion and risk of the user.

New dual switch cigar plug allows pattern selection in magnetic and magnetic/vacuum mount models. Magnetic and magnetic/vacuum mount models do not offer cruise light, low power or SYNC functions.



**5  
YEAR  
WARRANTY**

Dimensions in mm



Available in Red, Amber, Blue and White



**WOODWAY®**  
Woodway Engineering Limited



The licensed manufacturer for  
European Certified  
**WHELEN®**  
products

# RESPONDER LP

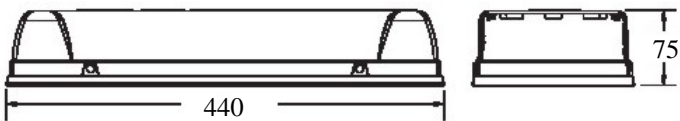
# RESPONDER LP



Aluminium Base



Polycarbonate Base



## MODELS:

### CON3™ MODELS

#### Polycarbonate Base

R1LPP\* ..... Permanent mount

#### Aluminium Base

R1LPH\* ..... Permanent mount

R1LPHM\*-UK ... 4 point Magnetic

R1LPHV\*-UK .... 4 point Magnetic/Vacuum

R1LPHQR\* ..... Quick Release

### Linear-LED® MODELS

#### Polycarbonate Base

R2LPP\* ..... Permanent mount

#### Aluminium Base

R2LPH\* ..... Permanent mount

R2LPHM\*-UK .... 4 point Magnetic

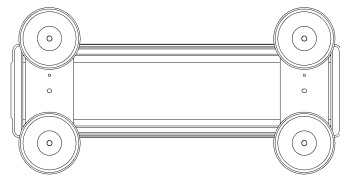

R2LPHV\*-UK .... 4 point Magnetic/Vacuum

R2LPHQR\* ..... Quick Release

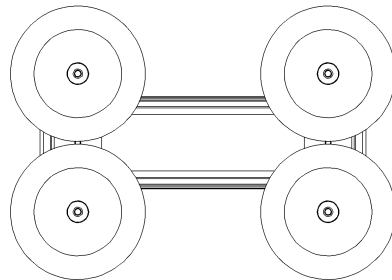
Replace " \* " asterisk in model number with desired colour:  
A = Amber; B = Blue; C = Clear/White; R = Red

Dimensions in mm



R2LP Series aluminium base,  
4 point magnetic mounting



R2LP Series aluminium base,  
4 point magnetic/vacuum mounting



R2LP Series aluminium base,  
Quick Release Mounting



Quick Release Mounting retaining  
plunger with security screw



**WOODWAY®**  
Woodway Engineering Limited



The licensed manufacturer for  
European Certified  
**WHELEN®**  
products