

# MICRO-LINK SWITCH PANEL



The MICRO-LINK system retains many of the features associated with the OPTI-LINK but in a package ideal for use in smaller vehicles with less emergency equipment such as General Purpose (GP) Police vehicles. The MICRO-LINK is also ideal for covert installations where the switch panel needs to be hidden from view.

Six individual switches and a triple function '999', 'ARRIVAL' & 'RESET' switch provide an enhanced control interface between the driver and the vehicle's emergency equipment. Easy to program by the customer, switches may be set to either latching or momentary.

#### FEATURES:

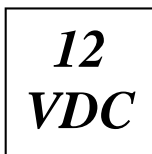
- Individual switches with clear interchangeable legends. Bespoke legends are available to order. Switch positions may be interchanged by the installer.
- Switches 1– 6 are programmable for latching, momentary and mutually exclusive action. '999' & 'ARRIVAL' are installer programmable to operate a pre programmed switch configuration. (No additional equipment is required to program the panel). Programming is protected by a lock code to prevent unauthorised alteration.
- Back lighting on all switches allows switch legends to be easily visible at night. Triple function '999', 'ARRIVAL' & 'RESET' switch changes colour according to the switch function that is active, ('999' blue, 'ARRIVAL' amber).
- Auto dim of active switches in low light conditions minimises driver distraction at night.
- Audible and visual warnings confirm to the operator that a switch is active.
- Sleep mode reduces power draw when the vehicle is not in use to prevent battery drain. The switch panel will then 'wake' up at a pre set voltage, for example, when the vehicle is started and the battery starts charging or when a switch is activated. An auxiliary relay operates in phase with the sleep mode feature allowing external equipment such as radios to be wired through it's contacts.
- Low battery volts visual warning.
- WALK TEST function.

Dimensions (mm): H100 X W50 X D22



Designed specifically for use with the Micro-Link Control Head the Micro-Link receiver offers 6, 5A relay switched outputs plus an auxiliary timed output relay in a compact design. Ideal for operating LED's and associated WOODWAY/WHELEN equipment.

Dimensions (mm): H37 X W140 X D65






The licensed manufacturer for  
European Certified  
**WHELEN**  
products

**WOODWAY**  
Woodway Engineering Limited



## STANDARD OPTILINK & MICRO-LINK LEGENDS

‘Square Switches’		‘Rectangular Switches’	
‘SOLID BLACK BUTTON’	LEFT ALLEY	‘SOLID BLACK BUTTON’	
1	LEFT SCENE	999	
2	LOCKER LIGHT	999/ARRIVAL/RESET	
2 TONE	LOW POWER		
3		AT SCENE	
360	MAP LIGHT		
	MATRIX SIGN	EMERG’Y	
AIR HORN			
AIR SIDE	OUTER ROTR’S	MOBILE	
ALT FRONT	OUTER STROBES		
AMBER FRONT		NIGHT	
AMBER REAR	POLICE		
AMBER ROOF		ON-TOW	
AMBER STRB	REAR		
AUX	REAR BAR	RESET- WALK TEST	
	REAR BLUE		
BEACON	REAR LIGHTS	RESPOND	
BOOT LIGHT	REAR ONLY		
	REAR REDS	SIREN	
CLEAR FLASH	REAR SCENE		
CLX	REAR STOP	TOWING	
CRUISE LIGHTS	RIGHT ALLEY		
	RIGHT SCENE		
DASH LIGHT	ROTR’S		
DECK LIGHTS	RUN LOCK		
DIM			
	SIGN		
EXT STROBE	SIREN		
	SIREN ARM		
FEND LEFT	SKIRT		
FEND OFF	SOCKET		
FEND RIGHT	SPOTS		
FLASH PATTERN	SPOT LIGHT		
FRONT	STOP		
FRONT BLUE			
FRONT INNER	 (TA LEFT)		
FRONT ONLY	 (TA RIGHT)		
FRONT SCENE	 (TA SPLIT)		
	TA LEFT (TEXT)		
GRILLE LIGHTS	TA RIGHT (TEXT)		
GRILLE STRBS	TA SPLIT (TEXT)		
	TAIL GATE		
H/L FLASH			
	WAIL		
INNER ROTR’S			
INNER STROBES	YELP		
INTE’R LIGHT			

*Please choose from the legends listed above to personalise your Opti-Link & Micro-Link switch panel layout.*

*Bespoke legends can be supplied at a one off setup charge of £25.00 per legend plus £1.00 per button*