

LIBERTY SERIES

LED Lightbars



WOODWAY manufacture under licence the WHELEN Liberty lightbar to comply with European regulations and provide non WHELEN options required by the UK and European market. This includes bespoke lengths, lighting configurations and e11 compliance.

Using the latest WHELEN Linear-LED® technology, the Liberty provides all the performance and high reliability features needed to give maximum warning in a low profile package. Featuring all Linear-LED reflector technology in a warning package that rivals strobes in impact, but provides heavy-duty, long life operation with unbeatable, low current draw.

The Liberty lightbar is offered in 3 variants, the top of the range SW 'WECAN' Programmable Series, the Low Current controlled SX Series and the GP Series for General Purpose vehicles. They are available for 12VDC operation only.

'SW' WECAN SERIES:

A High Performance, Super-LED® lightbar with a wide range of options. An external interface unit, the WeCan® Electronic Control Module (ECM), communicates all lightbar operating functions via a 2 conductor cable. This small cable provides easier overall wiring and lightbar installation. Up to eighteen different programmed warning configurations can be operated using customer supplied switching to each of the eighteen input wires to the ECM.

'SX' SERIES:

A Heavy Duty Professional lightbar designed for use on Fast Response Vehicles. The Liberty SX Series provides the maximum light intensity and the most light head configuration options. The GALEQ variants are based on our most popular configuration of Liberty SX lightbar and offer outstanding value for money. All Liberty SX lightbars are covered by Woodway's comprehensive 5 year warranty.

'GP' SERIES:

The GP Series is intended for use on low performance GP (General Purpose) Vehicles and provides a value for money solution for the usually larger fleet numbers of this vehicle type. Retaining the latest generation LED technology used in the SX Series, but using fewer Super-LED's, they provide exceptional warning presence. GP Series Lightbars are offered with fewer options and in limited configurations to maximise cost savings. They offer a high reliability, low current alternative to the high current draw rotating lightbars commonly used on low performance vehicles. All Liberty GP lightbars are covered by Woodway's comprehensive 3 year warranty.



10-16
VDC



Available in Red, Amber
Blue and White



WOODWAY®
Woodway Engineering Limited



The licensed manufacturer for
European Certified
WHELEN®
products

LIBERTY SW **WE CAN** SERIES

STANDARD FEATURES:

- Sleek, aerodynamic design with state-of-the-art optics and the latest generation LED technology with a choice of clear or coloured outer lenses.
- Built on an extruded aluminium chassis that provides optimum shock protection, superb strength and stability. The modular construction allows for ease of maintenance and customer upgrading. A wide mounting footprint provides greater stability & weight distribution on the thinner roof construction common on today's vehicles.
- Base lightbar contains four extended corner Linear12 Super-LED modules. The wide-angle design provides optimum 'fend off' protection when viewed from the side.
- Each Super-LED light head is driven by an all electronic module that provides proper input power and choice of flash patterns. You are assured of equal light intensity from each light head through a voltage range of 10-16 VDC.
- Cruise Light control with multiple adjustable intensity levels.
- An external interface unit, the WeCan® Electronic Control Module (ECM), communicates all lightbar operating functions via a 2 conductor, 20 gauge cable. This small cable provides easier overall wiring and lightbar installation.
- Complete independent "On" or "Off" and independent flash pattern, plus phase control of each individual light head. Four phases for alternating, simultaneous and combo flash patterns.
- Up to eighteen different programmed warning configurations can be operated using customer supplied switching to each of the eighteen input wires to the ECM. (A default program pre-installed).
- All functions are programmed easily by a computer via simple "pick & click, or drag" screens. Windows® based 2000, XP or later operating system required. USB input to the ECM from PC or laptop makes programming easy.
- Comprehensive WOODWAY 5 Year Warranty.

5
YEAR
WARRANTY

e11
✓

10-16
VDC

An external interface unit, the WeCan® Electronic Control Module (ECM), communicates all lightbar operating functions via a 2 conductor, 20 gauge cable. This small cable provides easier overall wiring and lightbar installation. Up to eighteen different programmed warning configurations can be operated using customer supplied switching to each of eighteen input wires to the ECM. Lightbars can be pre programmed with customer default programs prior to shipping. Lightbars that are supplied without customer specified programs are supplied with a default program.



All functions are programmed easily by a computer via simple "pick & click, or drag" screens. Windows® based 2000, XP or later operating system required. USB input to the ECM from PC or laptop makes programming

FACTORY INSTALLED OPTIONS:

- Choice of Halogen or Super-LED Alley & Spot Lights.
- Additional Red, Amber, Blue or White Linear6-LED modules.
- 5 or 6 Lamp Traffic Advisor, light modules may also be operated as independent flashing pairs when the Traffic Advisor feature is not required.
- Steady burn 'GATSO' light operates with 360 corners allowing speed cameras to capture a blue light confirming the vehicle was responding to an emergency.
- Various gutter/gutter-less mounting straps to suit most vehicle types.



WOODWAY®
Woodway Engineering Limited



LIBERTY SW **WEGAN** SERIES

LED Lightbars

STANDARD FEATURES:

4 Extended LINEAR12-LED modules featuring an adjustable intensity 'Cruise Light' facility & MKEZ7 Permanent Mounting Feet. Choice of clear or coloured lenses



All Liberty SW Lightbars Offer Modular Design:

1. All inboard light head modules are same size and can be placed anywhere in the lightbar.
2. End modules slide in channels of the extruded aluminium housing.
3. Extended end modules & MR11 alley lights are easily accessible.
4. Modules snap-in for tight, secure fit.
5. Mate-N-Lok® connectors snap

FACTORY INSTALLED OPTIONS:

MR11 Halogen Alley Lights



LR11 LED Alley Lights



Halogen Spot Lights



High Intensity LED Spot Lights



Red, Amber Blue & White Linear6 Super-LED Directional Lights





5 & 6 Lamp Traffic Advisor (6 lamp amber shown)



Various Mounting Straps

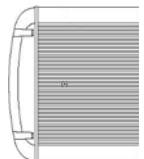
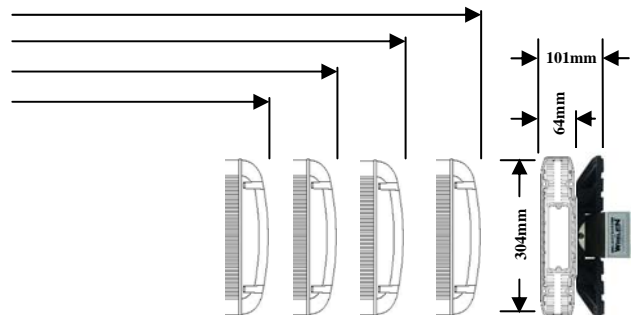


Steady Burn GATSO LED



DIMENSIONS:

- 54" (1370mm) 7 Modules
- 48" (1230mm) 6 Modules
- 43" (1100mm) 5 Modules
- 38" (965mm) 4 Modules



Amp Draw (Base Model) with 4 LINEAR12-LED:
3.2A @ 13.6VDC



WOODWAY®
Woodway Engineering Limited



The licensed manufacturer for European Certified
WHELEN®
products

LIBERTY SX SERIES

STANDARD FEATURES:

- Sleek, aerodynamic design with state-of-the-art optics and the latest generation LED technology with a choice of clear or coloured outer lenses.
- Built on an extruded aluminium chassis that provides optimum shock protection, superb strength and stability. The modular construction allows for ease of maintenance and customer upgrading. A wide mounting footprint provides greater stability & weight distribution on the thinner roof construction common on today's vehicles.
- Base lightbar contains four extended corner Linear12 Super-LED modules with LED cruise lights feature. The wide-angle design provides optimum 'fend off' protection when viewed from the side.
- Each Super-LED light head is driven by an all electronic module that provides proper input power and choice of flash patterns. You are assured of equal light intensity from each light head through a voltage range of 10-16 VDC.
- Scan-Lock™ allows you to scan through multiple flash patterns and lock in the desired pattern. Every pair of lights can have its own unique pattern.
- Low "LC" Current switching operation using a small diameter external cable harness for operation with standard, low current switch controls. Pre-wired with 4.5m' cable.
- Standard lightbar with 4 corner Linear12 Super-LED modules draws only 3.2 amps.
- e11 marked by WOODWAY and NPIA AES Specification 5, Issue 10 Fully Compliant.
- Comprehensive WOODWAY 5 Year Warranty.

FACTORY INSTALLED OPTIONS:

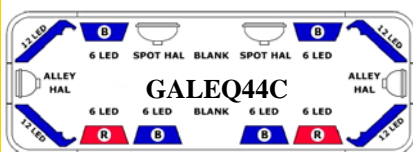
- Choice of Halogen or Super-LED Alley & Spot Lights.
- Additional Red, Amber, Blue or White Linear6-LED modules (up to 12 modules), for a total of 16 Linear-LED modules.
- 5 or 6 Lamp Traffic Advisor, light modules may also be operated as independent flashing pairs when the Traffic Advisor feature is not required.
- Steady burn 'GATSO' light operates with 360 corners allowing speed cameras to capture a blue light confirming the vehicle was responding to an emergency.
- Built in Opti-Link Receiver to simplify installation wiring.
- Various gutter/gutter-less mounting straps to suit most vehicle types.

PRE-CONFIGURED GALEQ SX LIGHTBARS:

Our most popular configuration of Liberty SX lightbar for Fast Response Vehicles offers outstanding value for money. The **GALEQ SX** lightbars include the following features as standard:

- Choice of 43" (GALEQ44*) or 48" (GALEQ48*) lengths & clear or coloured lenses.
- Four extended corner Linear12 Super-LED modules with LED cruise lights feature.
- Halogen Alley & Spot Lights.
- One pair front facing blue directional Linear6-LED modules.
- One pair rear facing blue directional Linear6-LED modules.
- One pair rear facing red directional Linear6-LED modules.
- MKEZ7 Permanent Mounting Feet.

**10-16
VDC**



* Replace with B=Blue lens or C=Clear Lens.



The licensed manufacturer for
European Certified
WHELEN
products



WOODWAY®
Woodway Engineering Limited

Woodway Engineering Ltd., Lower Road, Barnacle, Coventry, CV7 9LD

Phone: 02476 841750

Fax: 02476 621796

e-mail: woodway@btconnect.com

www.woodwayengineering.co.uk

LIBERTY SX SERIES

LED Lightbars

STANDARD FEATURES:

4 Extended LINEAR12-LED modules featuring a steady burn 'Cruise Light' facility & MKEZ7 Permanent Mounting Feet. Choice of clear or coloured lenses



FACTORY INSTALLED OPTIONS:

MR11 Halogen Alley Lights



LR11 LED Alley Lights



Halogen Spot Lights



High Intensity LED Spot Lights



Red, Amber Blue & White Linear6 Super-LED Directional Lights



5 & 6 Lamp Traffic Advisor (6 lamp amber shown)




Various Mounting Straps



Opti-Link Configured



Steady Burn GATSO LED



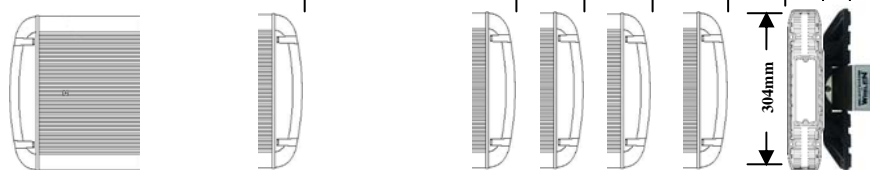
All Liberty SX Lightbars Offer Modular Design:

1. All inboard light head modules are same size and can be placed anywhere in the lightbar.
2. End modules slide in channels of the extruded aluminium housing.
3. Extended end modules & MR11 alley lights are easily accessible.
4. Modules snap-in for tight, secure fit.
5. Mate-N-Lok® connectors snap



DIMENSIONS:

- 54" (1370mm) 7 Modules
- 48" (1230mm) 6 Modules
- 43" (1100mm) 5 Modules
- 38" (965mm) 4 Modules
- 22" (559mm) 2 Modules



Amp Draw (Base Model) with 4 LINEAR12-LED:

3.2A @ 13.6VDC



WOODWAY®
Woodway Engineering Limited



The licensed manufacturer for
European Certified
WHELEN®
products

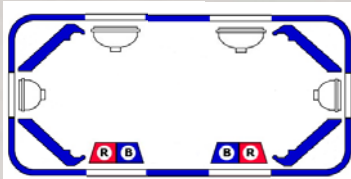
LIBERTY GP SERIES

STANDARD FEATURES:

- Sleek, aerodynamic design with state-of-the-art optics and the latest generation LED technology with a choice of clear or coloured outer lenses.
- Built on an extruded aluminium chassis that provides optimum shock protection, superb strength and stability. A wide mounting footprint provides greater stability & weight distribution on the thinner roof construction common on today's vehicles.
- Base lightbar contains four extended corner Linear9 Super-LED modules. The wide-angle design provides optimum 'fend off' protection when viewed from the side.
- Each Super-LED light head is driven by an all electronic flasher that provides proper input power and choice of flash patterns. You are assured of equal light intensity from each light head through a voltage range of 10-16 VDC.
- Flash pattern factory pre-set to COMET Flash 75.
- Pre-wired with 4.5m' cable.
- Standard lightbar with 4 corner Linear9 Super-LED modules draws only 2.5 amps.
- e11 marked by WOODWAY and NPIA AES Specification 5, Issue 10 Fully Compliant.
- Comprehensive WOODWAY 3 Year Warranty.

PRE-CONFIGURED LIBERTY GP LIGHTBARS:

We recommend choosing your Liberty GP lightbars from the specifications detailed below. By focusing on a limited number of configurations costs are minimised and we are able to offer outstanding value for money. Bespoke specification lightbars are available to order.



Part No.: GPL31B-B1-0002
 31", 360 LED's, Independent front/rear selection. Blue Lens.
 Rear Red/Blue Directional Lights.
 Spot Lights (halogen)
 Alley Lights (halogen)



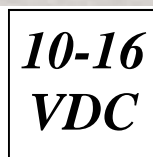

Part No.: GPL44B-B1-0002
 44", 360 LED's, Blue Lens.
 Rear Red/Blue Directional Lights.
 Spot Lights (halogen)
 Alley Lights (halogen)



Part No.: GPL44B-B2-0002
 44", 360 LED's, Independent front/rear selection. Blue Lens.
 Front Facing Blue Directional Lights.
 Rear Red/Blue Directional Lights.
 Alley Lights (halogen)



Part No.: GPL337T
 44", 360 LED's, Independent front/rear selection. Clear Lens.
 Illuminated (by LED) Front & Rear 'POLICE' Signs.
 Front Facing Blue Directional Lights.
 Rear Red/Blue Directional Lights.



LIBERTY GP SERIES

LED Lightbars

STANDARD FEATURES:

4 Extended LINEAR9 Super-LED modules & MKEZ7 Permanent Mounting Feet. Choice of clear or coloured lenses. 3 Year Warranty.



FACTORY INSTALLED OPTIONS:

MR11 Halogen Alley Lights



Halogen Spot Lights



Red, Amber & Blue Linear4 Super-LED and split red/blue Linear6 Directional Lights




Illuminated and non illuminated signs.



Various Mounting Straps



Steady Burn GATSO LED




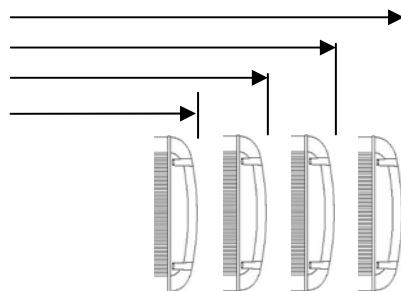
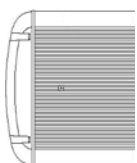
All Liberty GP Lightbars Offer Modular Design:

1. All inboard light head modules are same size and can be placed anywhere in the lightbar.
2. End modules slide in channels of the extruded aluminium housing.
3. Extended end modules & MR11 alley lights are easily accessible.
4. Modules snap-in for tight, secure fit.
5. Mate-N-Lok® connectors snap



DIMENSIONS:

- 48" (1230mm) 6 Modules
- 43" (1100mm) 5 Modules
- 38" (965mm) 4 Modules
- 31" (mm) 3 Modules



Amp Draw (Base Model)
with 4 LINEAR12-LED:
2.5A @ 13.6VDC



WOODWAY®
Woodway Engineering Limited



The licensed manufacturer for
European Certified
WHELEN®
products