

L21 SERIES BEACONS

LED BEACONS

360° **ENCAPSULATED** UNIFORM INTENSITY SUPER-LED BEACONS

L21 Series Beacons are encapsulated for protection against moisture ingress and vibration. Utilizing new Broadband Energy Radiator™ Technology (patent pending), these solid state beacons resemble traditional strobe beacons but with greater light output and lower amp draw. Best of all, the Super-LED light source has a rated life that exceeds that of comparable flash tubes by more than 50:1. L21 models feature generation 3.5 LED technology that rivals strobe in power.



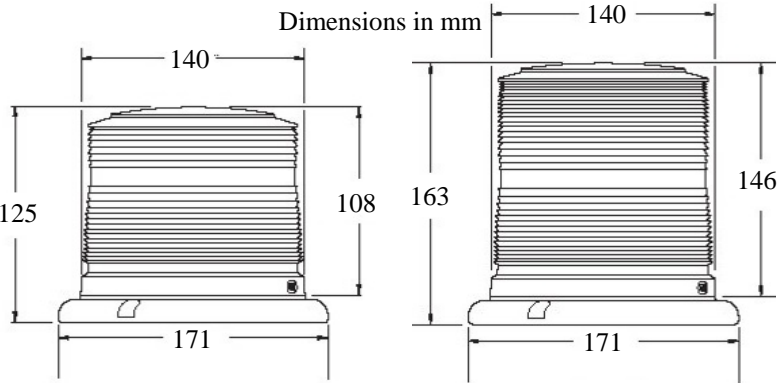
L21LAP



L21HAV

FEATURES:

- Fully encapsulated electronics are moisture and vibration resistant.
- 100,000 hour rated life.
- Low current draw. 1.5 amp (peak), 0.6 amp (average) @ 12.8VDC
- Combination mounting (pipe & permanent) allows universal application.
- SmartLED® beacon design.
- Choice of high or low dome.
- Polycarbonate base.
- Virtually no EMI radiation.
- "V" models have heavy-duty magnet enhanced suction mount
- 75 SignalAlert™ flashes per minute standard. Permanent mount, features 24 total Scan-Lock™ alternating and simultaneous flash patterns (synchronize with up to 8 total beacons).
- Hi/Low mode available in permanent mount only.
- Permanent mount available with cruise light with four intensity levels.



L21H*P	12V	High Dome, Poly base, permanent mounting
L21H*P4	24V	High Dome, Poly base, permanent mounting
L21H*V	12V	High Dome, Poly base, vac/magnetic mounting
L21L*P	12V	Low Dome, Poly base, permanent mounting
L21L*P4	24V	Low Dome, Poly base, permanent mounting
L21L*V	12V	Low Dome, Poly base, vac/magnetic mounting

12 VDC	24 VDC
	5 YEAR WARRANTY

Available in Amber and White/clear only.
Replace asterisk (*) in model numbers with letter indicating colour choice. A = Amber LED and amber dome C = White LED and clear dome

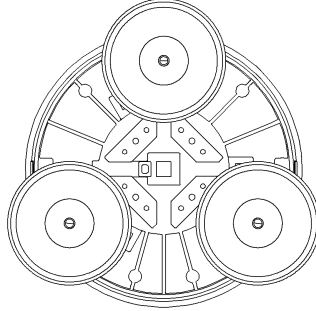
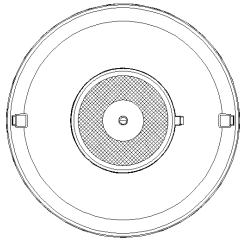
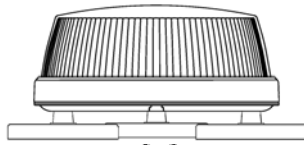
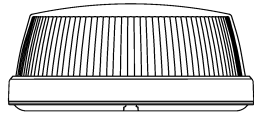
Due to variations in vehicle surfaces and operating conditions, the use of any magnetic mounted warning beacon on the vehicle while in motion is at the discretion and risk of the user.



WOODWAY®
Woodway Engineering Limited

WOODWAY
The licensed manufacturer for European Certified
WHELEN®
products

TEMPORARY MOUNTING



Single Magnet & magnetic/
Vacuum Mounting
(Standard Whelen)
L32L*M Beacon shown

3 Point Magnetic Mounting
(L31/L32 UK Specification)
L32L*M-UK shown

Whelen magnetic beacons are supplied as standard with a single central mounted magnet (with no neoprene cover) or magnetic/vacuum cup. Under normal operating conditions this will be suitable for low speed and static use.

Where it is intended to use a beacon whilst the vehicle is in motion we recommend the 3 point magnetic fixing.

Please refer to the warning notice below for more information regarding magnetic attachment of beacons.

WARNING

The use of any magnetically or magnetic/vacuum mounted warning device on the outside of a vehicle in motion is not recommended and is at the sole risk and responsibility of the user.

Before using a magnetic or vacuum mount beacon on a moving vehicle the following factors noted below should be considered. Each factor will to varying degrees contribute to the magnetic/vacuum adhesion being lost and the beacon becoming detached from the vehicle posing a risk to other road users.

- The higher the speed that the vehicle is travelling the greater the force that will be exerted on the beacon.
- Headwinds, crosswinds, turbulence from other vehicles and forces exerted when cornering, braking or accelerating may exert sudden unpredictable forces on the beacon.
- The surface condition of the vehicle roof due to the presence of water, ice or road contamination will compromise suction and reduce magnetic adhesion and will act as a lubricant that may cause the beacon to move.
- The use of rubber or neoprene magnet caps to prevent scratching of the vehicle roof will reduce the magnetic adhesion force.
- The thinner the gauge of metal used in the manufacture of the vehicle, the lower the magnetic clamping force available.



The licensed manufacturer for
European Certified
WHELEN
products

WOODWAY
Woodway Engineering Limited



Woodway Engineering Ltd., Lower Road, Barnacle, Coventry, CV7 9LD

Phone: 02476 841750

Fax: 02476 621796

e-mail: woodway@btconnect.com

www.woodwayengineering.co.uk