

# JUSTICE SERIES



WOODWAY manufacture under licence the WHELEN Justice lightbar to comply with European regulations and provide non WHELEN options required by the UK and European market. This includes bespoke lengths, lighting configurations and e11 compliance. Using the latest WHELEN LED technology, the Justice provides an economical low profile warning package. The Justice lightbar is offered in 3 variants, the top of the range JV 'WECAN' Series, the economical GP Series manufactured specifically for Emergency Services General Purpose vehicles and the JC 'Competitor' series which provides value for money basic lightbars ideal for amber users. All lightbars are e11 marked and the GP Series are NP1A AES Specification 5 Issue 10 fully compliant. They are available for 12VDC operation only.

## 'JV' **WECAN** SERIES:

A High Performance, cost competitive Super-LED® lightbar with a wide range of options. An external interface unit, the WeCan® Electronic Control Module (ECM), communicates all lightbar operating functions via a 2 conductor cable. This small cable provides easier overall wiring and lightbar installation. Up to eighteen different programmed warning configurations can be operated using customer supplied switching to each of the eighteen input wires to the ECM.

## 'GP' GENERAL PURPOSE SERIES:

Design specifically for the Emergency Services the GP Series is intended for use on low/intermediate performance GP (General Purpose) Vehicles and provides an exceptional value for money solution for the usually larger fleet numbers of this vehicle type. Retaining the latest generation LED technology used in the 'JV' Series, but using fewer Super-LED's, they provide exceptional warning presence. GP Series Lightbars are offered with fewer options and in limited configurations to maximise cost savings. They offer a high reliability, low current alternative to the high current draw rotating lightbars commonly used on low performance vehicles. All Justice GP lightbars are covered by Woodway's comprehensive 3 year warranty.

## 'JC' COMPETITOR SERIES:

Competitor Series lightbars offers front, rear and all bar operation control and optional alley & spot lights and 'E' approved brake/tail/turn lights. The Justice Competitor is ideal for 'amber' users. Corner modules are available with either 6 or 9 Super-LEDs®.



10-16  
VDC



Available in Red, Amber  
Blue and White



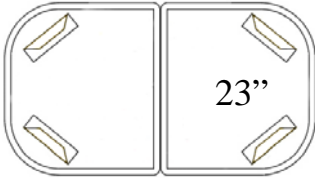
**WOODWAY®**  
Woodway Engineering Limited



The licensed manufacturer for  
European Certified  
**WHELEN**  
products

# LED Lightbars

# JUSTICE SERIES



MINI	Competitor	GP	WE CAN
✓	X	✓	X



MINI	Competitor	GP	WE CAN
X	✓	✓	X




MINI	Competitor	GP	WE CAN
X	✓	✓	X



MINI	Competitor	GP	WE CAN
X	✓	X	✓

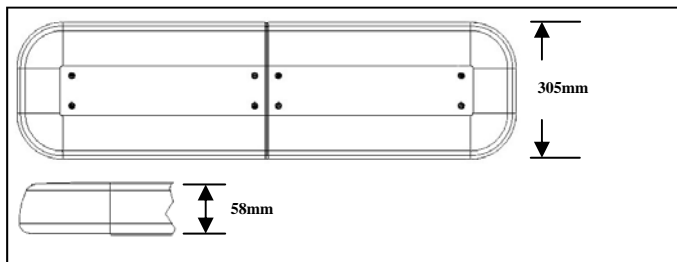


MINI	Competitor	GP	WE CAN
X	✓	X	X



MINI	Competitor	GP	WE CAN
X	✓	X	✓

### DIMENSIONS:



**WOODWAY®**  
Woodway Engineering Limited



The licensed manufacturer for  
European Certified  
**WHELEN®**  
products

# JUSTICE SERIES

LED Lightbars

## STANDARD FEATURES:

- Black polycarbonate base on an extruded aluminium platform for added strength and MKEZ7 permanent mount feet.
- Wide mounting footprint provides greater stability & weight distribution on the thinner roof construction common on today's vehicles.
- Service oriented - Easy to change colours, upgrade or service in the field.
- Simply remove four screws to access any section of the lightbar.
- Replace any light head by removing one screw and single connector.
- Base lightbar contains four corner Linear9 Super-LED modules. The wide-angle design provides optimum 'fend off' protection when viewed from the side.
- Cruise Light control with virtually unlimited adjustable intensity levels.
- An external interface unit, the WeCan® Electronic Control Module (ECM), communicates all lightbar operating functions via a 2 conductor, 20 gauge cable. This small cable provides easier overall wiring and lightbar installation.
- Complete independent "On" or "Off" and independent flash pattern, plus phase control of each individual light head. Four phases for alternating, simultaneous and combo flash patterns.
- Up to eighteen different programmed warning configurations can be operated using customer supplied switching to each of the eighteen input wires to the ECM. (A default program pre-installed).
- All functions are programmed easily by a computer via simple "pick & click, or drag" screens. Windows® based 2000, XP or later operating system required. USB input to the ECM from PC or laptop makes programming easy.
- Standard lightbar with 4 corner Linear9 Super-LED modules draws only 2.8 amps.
- e11 marked by WOODWAY.
- Comprehensive WOODWAY 5 Year Warranty.

## FACTORY INSTALLED OPTIONS:

- Pre programming of the ECM to customer bespoke requirements.
- Choice of flashing or static Halogen or Super-LED Alley & Spot Lights with optional 15 degree horizontal adjustment.
- Additional Red, Amber, Blue or White CON3 LED modules.
- 5 or 6 Lamp Traffic Advisor (left, right, split).
- Steady burn 'GATSO' light operates with 360 corners allowing speed cameras to capture a blue light confirming the vehicle was responding to an emergency.
- Various gutter/gutter-less mounting straps to suit most vehicle types.
- Bespoke lengths.



10-16  
VDC

**5**  
**YEAR**  
WARRANTY



Available in Red, Amber  
Blue and White




**WOODWAY®**  
Woodway Engineering Limited

The licensed manufacturer for  
European Certified  
**WHELEN®**  
products

# JUSTICE WE CAN SERIES

## STANDARD FEATURES:

4 LINEAR9-LED modules featuring a steady burn 'Cruise Light' Facility & MKEZ7 Permanent Mounting Feet.



## FACTORY INSTALLED OPTIONS:

MR11 Halogen Alley Lights



LR11 LED Alley Lights



Halogen Spot Lights



High Intensity LED Spot Lights



Red, Amber Blue & White CON3 Super-LED Directional Lights




5 & 6 Lamp Traffic Advisor (6 lamp amber shown)



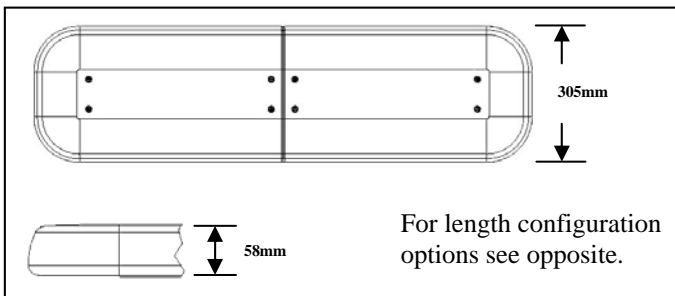
Various Mounting Straps



Steady Burn GATSO LED



## DIMENSIONS:




An external interface unit, the WeCan® Electronic Control Module (ECM), communicates all lightbar operating functions via a 2 conductor, 20 gauge cable. This small cable provides easier overall wiring and lightbar installation. Up to eighteen different programmed warning configurations can be operated using customer supplied switching to each of eighteen input wires to the ECM. Lightbars can be pre programmed with customer default programs prior to shipping. Lightbars that are supplied without customer specified programs are supplied with a default program.



All functions are programmed easily by a computer via simple "pick & click, or drag" screens. Windows® based 2000, XP or later operating system required. USB input to the ECM from PC or laptop makes programming easy.

Justice WeCan lightbars are available in the following length configurations:



Bespoke length configurations are available

**Amp Draw (Base Model)  
with 4 LINEAR9-LED  
2.8A @ 13.6VDC**



**WOODWAY®**  
Woodway Engineering Limited



The licensed manufacturer for  
European Certified  
**WHELEN®**  
products

# JUSTICE GP SERIES

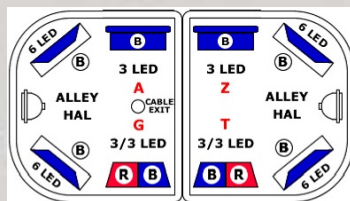
LED Lightbars

## STANDARD FEATURES:

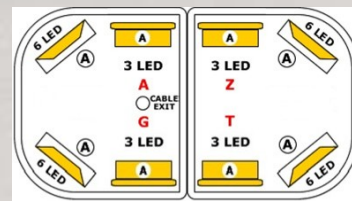
- Sleek, aerodynamic design with state-of-the-art optics and the latest generation LED technology with a choice of clear or coloured outer lenses.
- Built on an extruded aluminium chassis that provides optimum shock protection, superb strength and stability. The modular construction allows for ease of maintenance and customer upgrading. A wide mounting footprint provides greater stability & weight distribution on the thinner roof construction common on today's vehicles.
- Base lightbar contains four extended corner Linear6 Super-LED modules. The wide-angle design provides optimum 'fend off' protection when viewed from the side.
- Each Super-LED light head is driven by an all electronic flasher that provides proper input power and choice of flash patterns. You are assured of equal light intensity from each light head through a voltage range of 10-16 VDC.
- Flash pattern factory pre-set to COMET Flash 75.
- Pre-wired with 3m or 5m cable.
- Standard lightbar with 4 corner Linear9 Super-LED modules draws only 2.5 amps.
- e11 marked by WOODWAY and NPIA AES Specification 5, Issue 10 Fully Compliant.
- Comprehensive WOODWAY 3 Year Warranty.

## PRE-CONFIGURED GP LIGHTBARS:

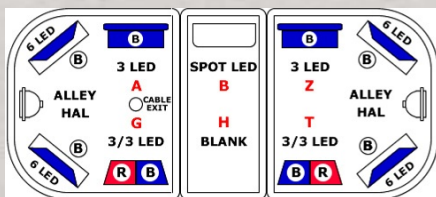
Justice GP lightbars are only available in the specifications detailed below. By focusing on a limited number of configurations, costs are minimised and we are able to offer outstanding value for money. Bespoke specification lightbars are available if the quantity justifies.



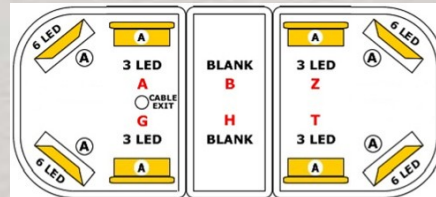
JGP23B-1-0002



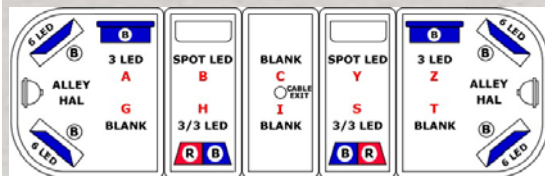
JGP23A-1-0003



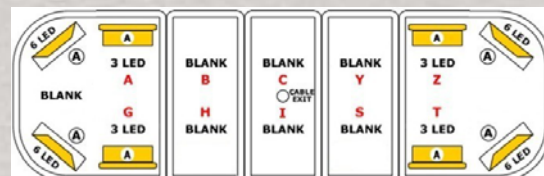
JGP29B-1-0002




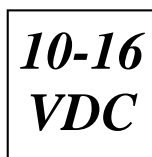
JGP29A-2-0004



JGP41B-1-0002



JGP41A-1-0004

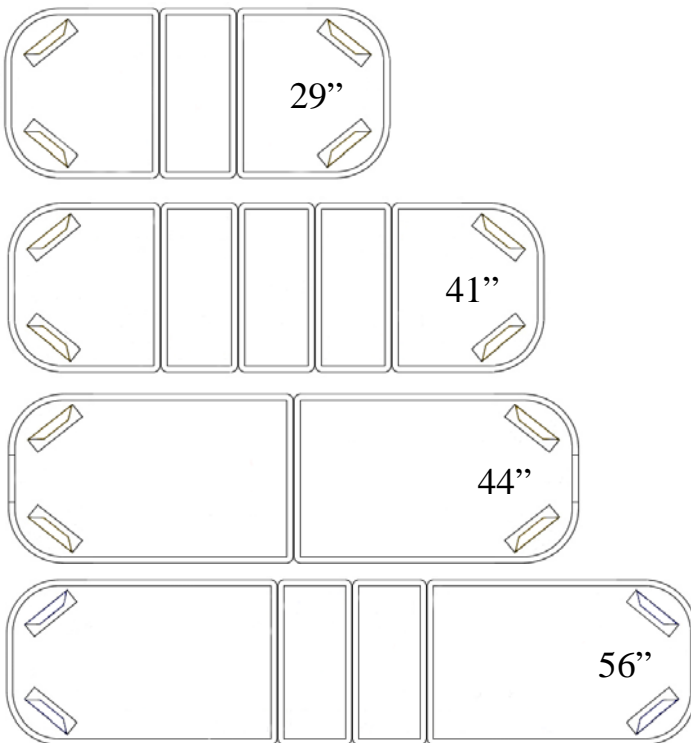


# JUSTICE COMPETITOR SERIES



## STANDARD FEATURES:

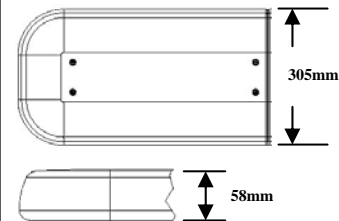
- Sleek, aerodynamic design with state-of-the-art optics and the latest generation LED technology with a choice of clear or coloured outer lenses.
- Built on an extruded aluminium chassis that provides optimum shock protection, superb strength and stability. The modular construction allows for ease of maintenance and customer upgrading. A wide mounting footprint provides greater stability & weight distribution on the thinner roof construction common on today's vehicles.
- Base lightbar contains four extended corner Linear6 (or optional Linear9) Super-LED modules.
- Each Super-LED light head is driven by an all electronic flasher that provides proper input power and choice of flash patterns. You are assured of equal light intensity from each light head through a voltage range of 10-16 VDC.
- Optional 'E' Approved brake/tail/turn lights.
- Pre-wired with 4.5m cable.
- e11 marked by WOODWAY
- Comprehensive WOODWAY 3 Year Warranty.



## OPTIONS:



## DIMENSIONS:



		<b>10-16 VDC</b>	<b>3 YEAR WARRANTY</b>
--	--	----------------------	--------------------------------



The licensed manufacturer for  
European Certified  
**WHELEN**  
products



**WOODWAY®**  
Woodway Engineering Limited